

### Storage inside the cabinet

- It is not recommended to store blood or special pharmaceuticals in the fridge
- Always let warm food cool before placing into fridge for storage
- Keep drinks at least 1cm away from walls to allow air flow and to stop bottles freezing on back wall close to cold-plate.

### Trouble Shooting / Basic Info

There are basic things you need to look and check before trying to initiate a technician call out for warranty circumstances.

#### Noise

If you unit has become noisy, please check the following;

- Can you ascertain exactly where the noise is coming from? It may be a loose screw or part of the fridge that is now vibrating and is easy to fix.
- Is the compressor / fridge level, a compressor not level will make a 'clunking' noise on start-up and shut down.
- Does the fan sound noisy? It may be as simple as needing slight adjustment.

**Warranty: Contact 1300 170640 with Serial Number, purchase details and fridge model details for warranty queries. Hours 8:30am > 7:00pm Mon - Fri and 9:30am > 12:00pm Saturday.**

#### Not Cooling

So all of a sudden unit has stopped cooling.

- Does the compressor run? Make sure compressor is running, if it is running and you have a warm fridge then there is a gas problem and technician will be needed.
- Check fan inside unit (if applicable). If fan inside unit is not working then air won't be being distributed evenly, a lot of areas will not be as cold as some, and rear plate may ice up.
- Have you got the thermostat set correct? Or has it been altered, remember the higher the number you set this on the colder the fridge will be.
- Is your door sealing properly, check all the way around door seal to make sure it is seating correct on fridge body, small gaps won't effect cooling.

#### Freezing Product.

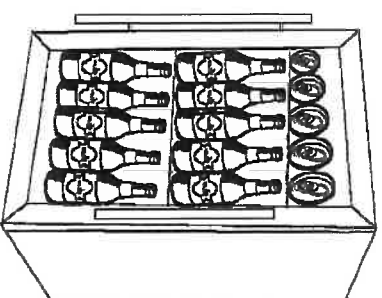
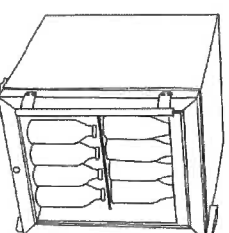

- The units are not freezers but there is a possibility of freezing drinks, especially if unit is set on the highest setting of 5 or drinks are placed within 1cm of back cold-plate within the fridge.
- If you are experiencing rapid ice buildup on inside walls of unit the thermostat is likely to be faulty, technician is needed.

#### Maintenance

- Clean door seal every 6 months, use eucalyptus oil and a soft cloth
- Clean inside unit every 6months as water parts and food can cause mold and bacteria may form
- Clean underneath unit periodically

# Operation manual for mini bar fridges

SK40 SK55 SK50 SK62 SK68

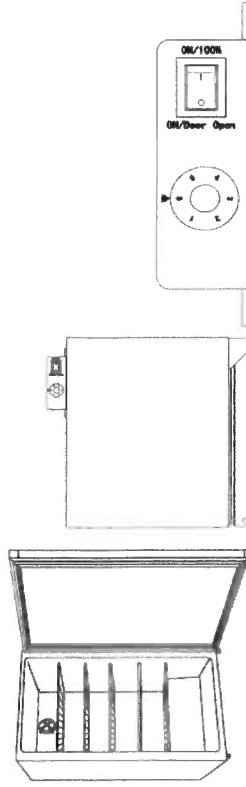


## Bar Fridge Basic Instructions

### Models: SK40 SK55 SK50 SK62 SK68

Model	SK40	SK55	SK50	SK68	SK62
Climatic Class	T (Tropical)				
Storage Temperature	0 to 10°C (Maximum Ambient 43°C)				
Anti-shock Protection Class	I				
Capacity (Liter)	40	55	50	68	62
Voltage/Frequency	220/240V-50/60HZ				
Light (Watts)	3W				
Refrigerant (g)	15	15	20	23	20

- Unit is ready to plug in
- Thermostat temperature control and the LIGHT on/off switch is located outside unit, see pic following.



Thermostat settings:

Thermostat "0" position indicates the Refrigerator is turned off although power is still being supplied. By turning the thermostat dial from 1 to 5, the refrigerator will turn on automatically.

The settings from 1 to 5 regulate the interior temperature of the refrigerator.

Setting 0 = not operating.

Setting 1 = lowest setting (warmest internal temperature)

Setting 5 = highest setting (coldest internal temperature)

Adjust the internal temperature as required according to the amount of product and the ambient temperature.

The internal temperature varies in different parts of the refrigerator. The back of the refrigerator is coldest.

Light button turns to ON/100% indicates inner light ON all the time.

Light button turns to ON/Door Open indicates Light ON when door open. Light off when door closed.

3. There are different shelving positions available in both units.

4. For Warranty enquiries and claims call 1300 170640, 8:30AM > 7:30PM Mon-Fri, 9:30AM > 12:00PM Sat

5. The unit comes new with special 'protective' plastic all over body, you can remove this to show the real fridge body, very nice finish.

6. Things you need to know;

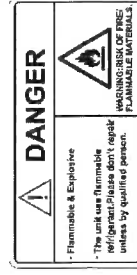
- Unit is Sub Tropical rated, so it can work in high ambient temperatures
- Unit is compressor driven and you will hear this running if near the fridge
- In high humidity levels of 55% and over, the unit will get condensation on glass door, meaning water will form, this is normal operation
- Do not place in direct sunlight or build in behind a cupboard door
- If building into cabinetry please ask us about suitability

#### Set up and Positioning

- After unpacking dispose of rubbish sensibly
- When moving the fridge avoid hard jolts and bumps
- Don't carry fridge holding the door, always carry using body of fridge or use trolley
- Upon setting up fridge into your position ensure it is square and level, use feet adjustments where needed
- Do not position near sources of heat, like ovens and dishwashers
- Do not position in direct sunlight
- Do not move or tilt while in operation
- Allow as much ventilation wherever and whenever you can, the more ventilation the more economical the fridge will run and the longer the compressor life you will get
- Ensure your electrical lead hasn't been damaged, if you see any fault or cut in the power lead refer to electrician before plugging in
- Once in position allow 30 minutes and turn "ON"

#### Safety

- Do not pull plug directly from socket without turning 'OFF' first
- Do not try to access unit electrics unless authorized to do so and unless unit is "OFF" and "UNPLUGGED"
- Do not have items near unit that could be damaged by heat, the condenser coils are located in the walls so these get quite hot during normal operation
- This appliance is not intended for use by persons (including children) with reduced physical, sensory or mental capabilities, or lack of experience and knowledge, unless they have been given supervision or instruction concerning use of the appliance by a person responsible for their safety. Children should be supervised to ensure that they do not play with the appliance.
- Do not rest heavy items (including the fridge) on the electrical lead
- Queensland** installation/servicing requirement: Needs a Gas Repair Job (hydrocarbon refrigerants) if the appliance gas system is being opened or charged.



**Not to be used for preservation of Fresh Foods, this is a drinks fridge**